

Fireball User Manual

Version: 0.9.2

Date: 9/27/2022

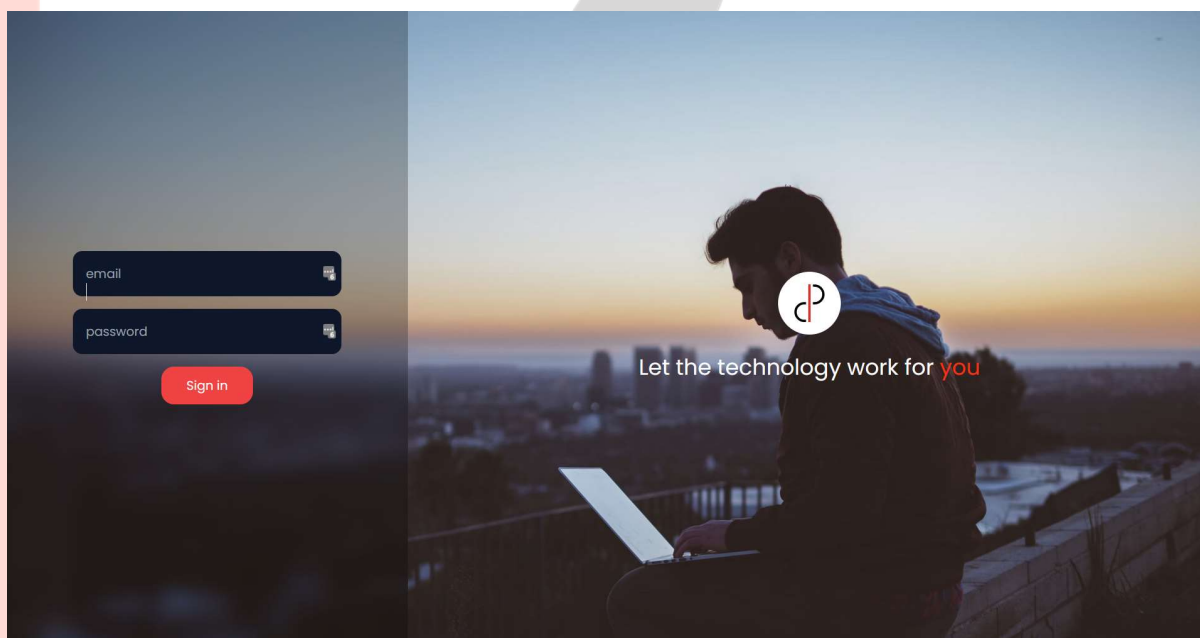
1. Introduction

Fireball is a cloud solution hosted on publicly available clouds such as Microsoft Azure, Amazon AWS, or Google Cloud. The solution allows users to use a single collaboration tool and interact with other collaboration tools.

For the current feature set, please reference the Release Notes available on the web – Link

2. How to use

Once the user registers for the service, you have received an email containing a username and password to login into the service. <https://fireball.phasedconnect.com>



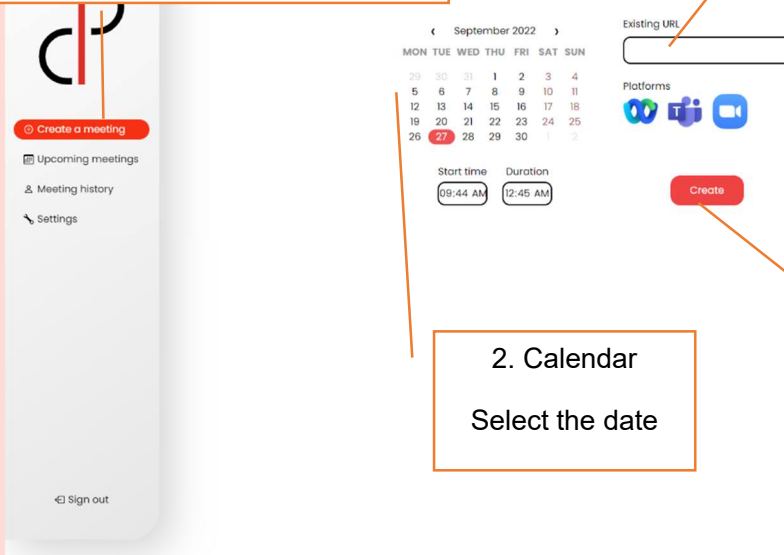
3. Getting around

3. URL of your meeting

Collaboration without boundaries

1. Create a Meeting (Home Page)

Create a new meeting



This is an info box with information

- Information 1
- Information 2
Also there's some more information

2. Calendar

Select the date

4. Creating Meeting

The Home page is a page where user creates the Meeting Interoperability.

1. Create a Meeting
2. Select a Date and Time in the Calendar
3. Enter the URL (you can find the URL inside your invite) - (example of a URL https://teams.microsoft.com/join/19%3ameeting_ZGQwYmVkYzMtODNjNy00ZmY3LTgwN) in the input box.
4. Select the date of the meeting and the time of the meeting – Default to 45 minutes.
5. Press the Create button

4. Upcoming Meeting

Meeting that are running NOW

Meeting overview

Active meetings
No recorded meetings

Scheduled meetings

ID	Status	Date	Start - End	Primary	External meetings
122	scheduled	10/8/2022	12:00-13:00		
125	scheduled	10/8/2022	12:00-13:00		
128	scheduled	10/8/2022	12:00-13:00		

Your Primary Link (Host)

System created Links for your guest

The upcoming meeting section has the Active Meeting list and the Scheduled meeting list. Here you can identify your meeting and copy the URL for the HOST meeting or your guest. Moreover, you can delete the meeting (this deletion will not be reflected in your calendar).

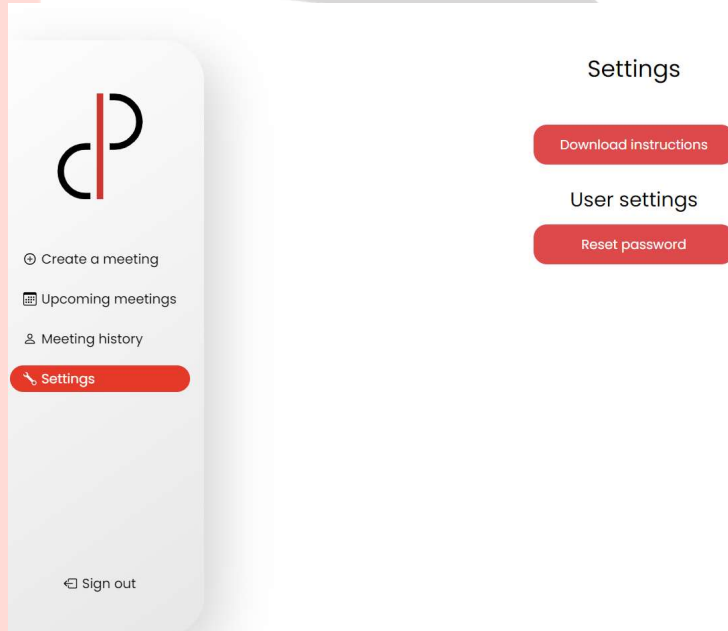
5. Meeting History

Meeting history

ID	Status	Date	Start - End	Primary	External meetings
48	errored	10/8/2022	12:00-13:00		
52	errored	10/8/2022	12:00-13:00		
60	errored	10/8/2022	12:00-13:00		
61	errored	10/8/2022	12:00-13:00		
63	errored	10/8/2022	12:00-13:00		

The meeting history shows all your meetings and errors with the meeting and analytics, a feature currently in production.

6. Settings



Under section settings, you can find the latest user manual instructions, and there is a possibility to reset your password.